



Acme Sanitary Ware Co. Ltd.







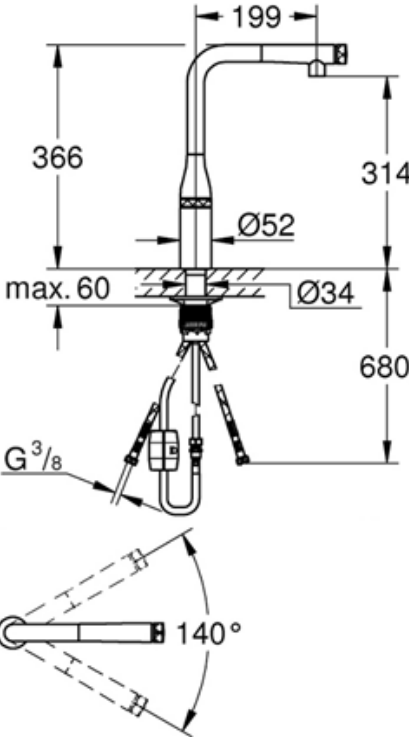






1/F, Acme Building, 22-28 Nanking Street, Kowloon, Hong Kong
Tel: 2388 7171 Fax: 2710 8012
Email: acme@acmesanitary.com.hk
Website: www.acmesanitary.com.hk



Pure Freude
an Wasser

PROJECT		REF		REV	ITEM CODE	
LOCATION		DATE			PAGE	

SANITARY WARE SPECIFICATION SHEET

Item Descriptions	GROHE (Germany) "Essence" Chrome plated SmartControl sink mixer with pull-out mousseur; nominated flow rate 4.3 L/min in WELS Grade 1; Registration No. TM 21-0114	<div>Illustration/ Drawing</div> <div></div> <div></div> <div></div> <div></div> <div></div>
Dimensions	L199 x W52 x H366 mm	
Model	31615000	
Metarial / Finish	Metal and Plastic / Chrome Plated	
Manufacturer	GROHE Limited	
Supplier	Acme Sanitary Ware Co. Ltd Mr. Eric Wong/ Mr. Don Yuen	
Contact Tel/Fax	(852) 2388-7171 / (852) 2710-8012	
E-mail	acme@acmesanitary.com.hk	
Website	www.acmesanitary.com.hk	
Product Description The Essence SmartControl kitchen mixer offers intuitive operation by pressing and turning. To start the water flow, simply push the on/off push button on the front of the spout, you can use your elbow or back of your hand, ideal for when your hands are full or dirty. Temperature is easily adjusted by turning the mixing valve located on the tap body. In addition, thanks to GROHE Magnetic Docking, the pull out spray head is gently returned to its original position by strong magnetic guidance after use.		
<div><ul style="list-style-type: none">• single hole installation• GROHE StarLight chrome finish• pull-out spray with laminar• GROHE Magnetic Docking guarantees easy retraction and smooth docking of the spray head back to the starting position• GROHE SmartControl push for ON-OFF, turn for volume adjustment• temperature adjustment by turning of mixing valve on body• swivel tubular spout• swivel area 140°• protected against backflow• flexible connection hoses• GROHE QuickFix Plus ultra fast and simple installation - no tools needed• GROHE Zero isolated inner water ways - lead and nickel free</div> <div></div> <div></div>		
<div><div></div><div></div></div> <div>Colour options:<ul style="list-style-type: none">0001 StarLight ChromeDC01 SuperSteelDA01 Warm SunsetA001 Hard GraphiteAL01 Brushed Hard GraphiteGL01 Cool SunriseGN01 Brushed Cool SunriseDL01 Brushed Warm SunsetBE01 Polished NickelEN01 Brushed Nickel</div>		

Note: <https://www.youtube.com/watch?v=9KF2xEPW2U8>



https://images.victorianplumbing.co.uk/videos1/GROHE_Smart_Control.mp4

* All information of the above is for the reference only. No prior notice is made if any changes.



PROJECT		REF		REV	ITEM CODE	
LOCATION		DATE			PAGE	

SANITARY WARE SPECIFICATION SHEET

QuickFix Plus

Pos.-nr.	Prod. description	Order-nr.
1	Pull out spray	48487000
1.1	Dirt strainer	0676800M
1.2	Non-return valve	08565000
1.3	Flow control set	48470000
2	Shower hose	48488000
3	Mounting set	48477000
4	Support plate	05334000
5	Non-return valve	45881000
6	Dirt strainer	0676800M



Pull out spray head



Magnetic Docking



Push start control
Effortless even with your hands full



Turn to adjust water volume +/-



Prexise tempratur control
With smooth body and unique styling

Note:

* All information of the above is for the reference only. No prior notice is made if any changes.

註冊號碼 (Registration No.):

TM 21-0114



自願參與用水效益標籤計劃 - 水龍頭
Voluntary Water Efficiency Labelling Scheme - Water Taps



冊證書

茲證明

This is to certify that

將下列水龍頭在本計劃內註冊：
has registered the following water tap under this scheme :

牌 子 / Brand	:	Grohe
型 號 / Model	:	31615XXX + 400427040
種 類 / Type	:	Mixing
原產地 / Country or Region Origin	:	Portugal (Mixer) Germany (Flow Controller)

XXX – denotes the code of colour

在用水效益標籤上展示的標誌

Symbolic Presentation on the Water Efficiency Label



滴水點

Water droplet(s)

用水效益級別

Water Efficiency Grade

: 1

耗水量

Water Consumption

: 4.3

公升/分鐘

litres/minute

簽發日期：
Date of Issue:

12 April 2021



水務署

Water Supplies Department



水務署署長(張業駒代行)
for Director of Water Supplies



Department

入境事務大樓 48 樓

48/F, Immigration Tower, 7 Gloucester Road, Wan Chai, Hong Kong

本署檔號 : (2) in WSD 3321/2020 T/J(1401/2020)
Our ref.
來函檔號 :
Your ref.

電話 :
Tel.
傳真 : 2824 0578
Fax.

15 December 2020



Approval of "GROHE" Sink Mixer (General Acceptance No. C20201134)

Your letter ref. WRC/2365 dated 28 October 2020 refers.

Having considered the test reports ref. J25341A and J25240 issued on 22 October 2020 and 24 August 2020 by Nutek Systems (HK) Ltd., this Authority accepts that the fitting described below complies with, and its use when correctly installed does not contravene, the Waterworks Ordinance and Regulations.

Name of Manufacturer: Grohe AG
Country of Origin: Portugal
Brand: Grohe
Details of Fitting: 3/8" Deck mounted sink mixer with 1 no. of flexible hose
Model: 31615XXX
(where the digits "XXX" denote the code of colour)
Body Markings: **GROHE**
Expiry Date: 26 May 2025

This Authority hereby permits the use of the above fitting in fresh water plumbing systems subject to full adherence to Waterworks installation requirements. In particular, you are required to draw your customers' attention to the following requirement-

"The cold water supply to the fitting shall be drawn from the same source that supplies the hot water apparatus so as to provide a balanced pressure and to obviate the risk of scalding in the event of a restriction or failure in the water supply."

A condition of this acceptance is that the fitting to be installed shall be replicas of the sample as certified by the testing agent mentioned above and without modifications. This acceptance may be withdrawn at any time if the standard of the fitting installed fails to meet that of the approved sample or if the fitting is found to be unsuitable for use in fresh water plumbing systems.

This acceptance is only applicable to the main body of the fitting, unless otherwise specified.

For the use of the fitting in any project, the General Acceptance Number of this letter must be quoted as a means of identification of acceptance of the fitting by this Authority.

Should you have any enquiries, please contact our Engineer Mr. Terry KUNG at tel. no. 3583 4086.

Yours faithfully,


 (CHAN Chung-kun)

for Director of Water Supplies

Encl.

c.c. WSD 3321/1/82] - without catalogue
 ME/MC] - with soft copy only